

Kurt Wilbanks

*Fire Chief*

*City of West Plains*

1901 Kissinger Street

West Plains, Mo, 65775

Office: 417-256-2424 ext. 2402

Cell: 417-255-3584

kurt.wilbanks@westplains.gov



Chris Sterner

*Assistant Fire Chief*

*City of West Plains*

1901 Kissinger Street

West Plains, Mo, 65775

Office: 417-256-2424 ext. 2401

Cell: 417-293-1617

chris.sterner@westplains.gov

To: Earlene Rich – Finance Director  
Sam Anselm - City Administrator

From: Kurt Wilbanks – Fire Chief  
Chris Sterner - Assistant Fire Chief

Re: 2024 Heavy Duty Rescue Pumper to replace Engine 4633

**Executive Summary:**

The purpose of this summary is a request to purchase a 2024 Heavy Duty Rescue Pumper to replace Engine 4633

**Discussion:**

Engine 4633 is an 18-year-old custom built fire apparatus. The City of West Plains has spent an average of \$16,000 per year for the last 4 years on maintenance costs just to keep the truck in service. This apparatus was purchased in October of 2019 and was purchased by previous administration for a temporary fix of 3-5 years due to the disrepair of our front-line apparatus. The truck has been a nightmare since its purchase with repairs on a weekly basis. Going back through financials in FY2022 the department maintenance budget was \$31,800 and this single truck used \$16,233 or 51% of the total maintenance budget.

In FY2023 (\$40,000 budget) we were charged a little over \$32,000 for repairs or 80% of our budget for this single truck. As of this notice it is semi out of service and has been, for over 6 months, additional mechanical repairs needed. The apparatus currently has a Compressed Air Foam Pump which is bad and needs to be replaced. The parts are no longer available for the current model and the servicing dealer requests to do a retrofit at the cost of \$40,000. We do not feel we are able to have this item repaired due to the cost and the additional monies being spent on this apparatus yearly.

We have made an inquiry to Fire Master, our servicing dealer for Ferrara. They have on order a 2024 Ferrara Rescue - Pumper which is scheduled for delivery in the fall of 2024. We can make a few changes to this truck to fit our needs, ie. color and shelving if we commit to the purchase soon. The truck is built close to the 2023 we received. With a few changes and to add the shelving to the compartments for our equipment the total price tag will be \$749,861 We will have to act very soon if this is an option. A signed commitment is all that is required to hold this apparatus.

If we were to order a new truck now comparable to the one, we received in 2023 the price would be around \$825,000 and we would have to wait 2 years for delivery. We do not feel we are able to keep Engine 4633 in service for 2 more years, mechanical or financial wise.

PBB: The "City of West Plains Fire and Rescue" was established by Municipal Code 20-24 which shall be the prevention of fire, and the protection of life and property within the limits of the city. Fire apparatus is a main piece of equipment utilized to fulfill the city's obligation under the ordinance. All emergency and non-emergency responses are completed by a fire apparatus along with fire department personnel. With the department staffing

levels, department members on duty must remain with their assigned fire apparatus and it must be always in a ready and capable state to perform. We have failed if we are unable to make it to the scene. Of course, all vehicles break down, but there must be a replacement plan or a moving forward plan in place, which has been lacking over the last 15 years.

**Fiscal Impact:** We saved an estimated \$14,562 of the fire engine we purchased in 2022 and received in 2023. We have received a VW grant award of \$120,000 and an additional \$20,000 for an ARPA grant which was returned to our budget in the first quarter of 2024. We estimate we could get around \$75,000 out of the sale of 4633 and 4626 to go toward the replacement for 4633 if they are marketed right. \$750,000 was approved for the purchase of an additional fire apparatus in the FY2024 Capital Improvements.

The full quote for equipment and truck came in at \$808,473. We have applied for an ARPA grant for the remainder of the funding for the rest of the equipment, over \$750,000. If this grant is awarded the remaining funds will be used to make the equipment purchases by upgrading the required equipment to be ISO and NFPA compliant and adding our current light tower to this new truck.

We are requesting funding of \$749,861 at this time to secure the apparatus and be able to make the necessary changes to the compartments to fit the needs of WPPFD.

The \$749,861 purchase would be through a Sourcewell Cooperative contract # 113021-RVG-2 and would eliminate the bidding process and allow us to move forward with this purchase and not have to wait up to two years for a new apparatus.



# Fire Master Fire Equipment, Inc.

Sales & Service on New & Pre-Owned Fire Apparatus  
Plus a Complete Line of Fire Fighting Equipment



## Apparatus Contract

**AGREEMENT-** Made this \_\_\_\_ day of \_\_\_\_\_ **2024** between **Fire Master Fire Equipment, Inc.** (hereafter known as "Fire Master") and the **West Plains Fire Department** (Hereafter known as "BUYER") in accordance with the conditions written below and the specifications and addendum(s) attached, which are made part of this Contract. This agreement does not become binding until it is agreed to and accepted in writing and is properly signed by an officer of Fire Master Fire Equipment, Inc. and Ferrara Fire Apparatus, Inc.

**TERMS OF PAYMENT-** The Buyer agrees to purchase **One (1) 2024 Ferrara Heavy Duty Extruded Aluminum Rescue Pumper mounted on a Custom Spartan FC94 Chassis with a Waterous CSU 1,500 GPM Pump and a 1,000 Gallon Booster Tank (Demo Unit H7249) with attached list of modifications and Genesis Rescue Tools (FMFE Estimate 9159)** for the total sum of **Seven Hundred Forty-Nine Thousand, Eight Hundred Sixty-One Dollars and 00/100 (\$749,861.00)**, excluding any taxes, to be paid in full, **UPON DELIVERY AND ACCEPTANCE OF THE APPARATUS**. The vehicle(s) shall not be released to the BUYER until payment is made. If the selling price is subject to any taxes, the taxes added will be that which are prevailing at the time of delivery.

**This apparatus and equipment will be purchased utilizing the Sourcewell Contract #113021-RVG-2 Cooperative Purchasing Contract.**

Loose equipment will be ordered at the time of the executed contract to avoid any additional price increases. **Payment for loose equipment will be required upon delivery of the equipment, which may occur prior to completion of the apparatus.**

Payment shall be made directly to **Fire Master Fire Equipment, Inc.** Payment shall be made in United States Currency. No checks or any other form of payment shall be made to any sales representatives, dealer, agents, etc.

**IF THESE PAYMENT TERMS ARE NOT STRICTLY ADHERED TO, FIRE MASTER FIRE EQUIPMENT, INC. SHALL ASSESS A DAILY INTEREST CHARGE BASED ON AN ANNUAL PERCENTAGE RATE OF 18% ON THE UNPAID BALANCE. IF MORE THAN ONE VEHICLE IS COVERED BY THIS CONTRACT AND THE VEHICLES ARE SHIPPED ON DIFFERENT DATES, THE TERMS STATED ABOVE SHALL APPLY TO EACH VEHICLE.**

**DELIVERY-** Delivery shall be F.O.B **West Plains, Missouri** after completion of the apparatus. This unit is scheduled for completion at Ferrara in November 2024. Additional modifications will be



# Fire Master Fire Equipment, Inc.

Sales & Service on New & Pre-Owned Fire Apparatus  
Plus a Complete Line of Fire Fighting Equipment



made at Fire Master after receipt from Ferrara with an estimated completion time of 45 days. Fire Master shall not be held liable for damages for failure to make deliveries as a result of fire, flood, riots, strikes, chassis shortages, or delays caused by its suppliers, any act of God or any other circumstances beyond Fire Master's control.

**INSPECTION-** The BUYER shall inspect the apparatus immediately upon delivery and shall give written notice of any defects with Ten (10) days. The vehicle(s) shall be deemed accepted if the BUYER fails to give such notice. The BUYER expressly waives any rights the BUYER may have to revoke acceptance after the Ten (10) day period.

**WARRANTY-** Each vehicle manufactured by Ferrara Fire Apparatus, Inc. shall be warranted according to the provisions contained in the Ferrara Fire Apparatus, Inc. Warranty Certificate enclosed with the bid proposal package.

**ASSIGNMENT-** The rights and obligations of the BUYER under this Agreement shall not be assigned or transferred without the prior written consent of Fire Master and Ferrara Fire Apparatus, Inc.

**AMENDMENT (S) -** No modifications, alterations, additions, deletions, or any other changes in the terms hereof shall be binding on either party unless produced in writing and properly executed by a duly authorized officer of Fire Master and a representative of the BUYER.

**NOTICES-** All notices under this Agreement must be certified mail, return receipt requested.

**GOVERNING LAW-** This Agreement shall be constructed and interpreted, and its performance shall be governed by the laws of the state of Missouri.

**AGREED** this \_\_\_\_\_ day of \_\_\_\_\_ 2024.

Buyer: \_\_\_\_\_  
(Authorized Signature for Buyer)

Printed: \_\_\_\_\_

Title: \_\_\_\_\_



# *Fire Master Fire Equipment, Inc.*

*Sales & Service on New & Pre-Owned Fire Apparatus  
Plus a Complete Line of Fire Fighting Equipment*



Name, Address, & Phone Number of Fire Department:

**West Plains Fire Department**

**Fire Chief Kurt Wilbanks**

**1901 Kissinger Street**

**West Plains, Missouri 65775**

Signed:

\_\_\_\_\_  
(Christopher B. Thompson, Territory Manager)

Signed:

\_\_\_\_\_  
(Scott Shelton, President)

**CHANGE ORDER REQUEST**



Job Number:     H-7249    

Change Order #: \_\_\_\_\_

Date:     Wednesday, October 25, 2023    

Unit Status / Location:     Proposal to West Plains MO Department (Matching Majority of H-7075)    

Customer: **Fire Master Fire Equipment, Inc. Stock Unit**

Dealer: **Fire Master Fire Equipment, Inc.**

Original Contract Amount:     \$650,000.00    

<u>Code</u>	<u>Cause</u>	<u>P/N</u>	<u>QTY</u>	<u>Option</u>	<u>Total</u>
A		02-M2-4020	1	MECHANICAL SIREN, PEDESTAL MOUNT	\$4,008.00
A		02-M8-0220	1	SIREN WIRING - RESPONSE MODE ONLY	\$257.00
A		02-M8-1020	1	SWITCHES - SIREN (2) DS/OS FLOOR	\$349.00
A		04-T8-0220	1	AUTOMATIC TIRE CHAINS - ON SPOT	Dealer Supplied
A		08-E8-4420	1	KUSSMAUL PUMP PLUS 1200	\$3,009.00
A		08-G4-2020	1	20 AMP KUSSMAUL SUPER AUTO EJECT	\$658.00
A		08-G4-4020	1	RECEPTACLE LOCATION - DS CAB WHEEL WELL	\$0.00
A		08-G6-0240	1	COVER - SUPER AUTO EJECT YELLOW	\$589.00
A		10-M4-0220	1	PLYMOVENT ADAPTER (OLD STYLE)	\$325.00
D		20-F4-2020	1	HOSE TRAY - RUNNING BOARD - OS	(\$751.00)
A		20-H4-0220	1	AIR OUTLET - PUMP PANEL	\$607.00
A		26-G2-0220	1	SUCTION - RIGHT SIDE, 2.5" W/ SWING CONTROL	\$1,913.00
A		28-A8-8020	1	DECONTAMINATION OUTLET WITH HEATER	\$2,622.00
D		28-D8-6020	1	COVER/END FLAPS COLOR: RED	\$0.00
A		28-D8-6220	1	COVER/END FLAPS COLOR: BLACK	\$0.00
D		56-D8-0620	6	COMPARTMENT DOOR - ROLL UP, SATIN FINISH	\$0.00
A		56-D8-0220	6	COMPARTMENT DOORS - HINGED	\$2,988.00
A		56-D8-1020	4	DOOR EXTENSION - PADDLE LATCH	\$315.00
A		56-D8-1420	2	PULL DOWN STRAP	\$158.00
A		62-I2-4020	1	EQUIPMENT RACK - AIR BAG STORAGE (R2)	\$3,891.00
C		64-B2-0420	1	LEFT FRONT DOOR "EXTINGUISHER"	\$0.00
D		66-A8-8020	1	COVER/END FLAP COLOR: RED	\$0.00
A		66-A8-8220	1	COVER/END FLAP COLOR: BLACK	\$0.00
A		66-B2-0620	4	UNISTRUT (L1 / L3 / R1 / R3)	\$1,096.00
A		66-B2-2020	2	ADJUSTABLE SHELF - UPPER L1	\$1,162.00
A		66-B2-2020	1	ADJUSTABLE SHELF - UPPER L3	\$677.00
A		66-B2-4620	2	ADJUSTABLE SHELF - BELOW ROLL-OUT TRAY IN R1	\$1,354.00
A		66-B2-4620	2	ADJUSTABLE SHELF - LEFT OF DIVIDER IN R3	\$2,031.00
A		66-C2-2020	1	TRAY - 600# ROLL-OUT IN L1 ON UNISTRUT	\$2,046.00

**CHANGE ORDER REQUEST**

A		66-C2-2020	1	TRAY - 600# ROLL-OUT IN L3 ON UNISTRUT	\$2,046.00
A		66-C2-2020	1	TRAY - 600# ROLL-OUT ON FLOOR OF L3	\$2,046.00
A		66-C2-2020	1	TRAY - 600# ROLL-OUT ON FLOOR OF B1	\$2,046.00
A		66-C2-2020	1	TRAY - 600# ON FLOOR OF R1	\$2,046.00
A		66-C2-6620	1	TRAY - ROLL-OUT/TILT ADJUSTABLE UPPER R1	\$2,247.00
A		66-C2-6620	1	TRAY - ROLL-OUT/TILT FLOOR OF R2	\$2,247.00
A		66-D4-0220	2	TOOL BOARD - VERTICAL RIGHT OF DIVIDER IN R3	\$2,458.00
A		66-D4-1020	2	STORAGE POCKET - (1) PER TOOL BOARD	\$618.00
A		66-F4-0420	1	DIVIDER - COMPARTMENT R3 16" FROM FRONT WALL	\$492.00
A		66-D4-2020	1	TOOL BOARD - SWINGOUT, PAC TRAC CENTERED L2	\$4,065.00
A			1	ZIAMATIC QM-MEH-1 LAZY SUSAN 4 TOOLS R3	\$2,890.00
C		72-G8-6220	1	CHANGE TO RED/BLUE ILO RED	\$0.00
D		72-M8-4020	1	ZONE B/D UPPER FRONT M6 RED/CLEAR	(\$1,150.00)
A		72-M8-4620	1	ZONE B/D UPPER FRONT M6 RED/BLUE	\$1,241.00
D		72-P8-4020	1	ZONE B/D UPPER REAR M6 RED/CLEAR	(\$1,150.00)
A		72-P8-4620	1	ZONE B/D UPPER REAR M6 RED/BLUE	\$1,241.00
D		72-S6-4820	1	ZONE C UPPER OUTBOARD M6 RED/CLEAR	(\$1,150.00)
A			1	ZONE C UPPER OUTBOARD M6 RED/BLUE	\$1,241.00
D		74-C8-9220	1	ZONE B/D LOWER FRONT M6 RED/CLEAR	(\$1,150.00)
A		74-C8-9820	1	ZONE B/D LOWER FRONT M6 RED/BLUE	\$1,241.00
D		74-D8-8220	1	ZONE B/D LOWER MID M6 RED/CLEAR	(\$1,150.00)
A		74-D8-8820	1	ZONE B/D LOWER MID M6 RED/BLUE	\$1,241.00
D		74-G8-8220	1	ZONE B/D LOWER REAR M6 RED/CLEAR	(\$1,150.00)
A		74-G8-8820	1	ZONE B/D LOWER REAR M6 RED/BLUE	\$1,241.00
D		74-H8-2020	1	ZONE C LOWER M6 RED/CLEAR	(\$1,150.00)
A		74-H8-2620	1	ZONE C LOWER M6 RED/BLUE	\$1,241.00
C			14	M6 BLACK BEZELS	\$0.00
C		74-J4-2620	1	M6 STOP/TURN/REVERSE BLACK BEZEL	\$435.00
A		74-P2-2020	1	WHELEN M9LZ SCENE LIGHTS - UPPER ZONE C	\$1,744.00
C		74-P2-2020	3	BLACK BEZELS	\$0.00
A			1	REAR SCENE LIGHT ACTIVATION - SWITCHED IN CAB, SWITCH ON LEFT REAR OF BODY, AND REVERSE CIRCUIT	\$765.00
A			1	KUSSMAUL FREEDOM X3000 INVERTOR - UPPER R3	\$3,980.00
A		16-H8-0220	2	RECEPTACLE 120V DUPLEX - UPPER R3	\$1,046.00
A		80-C4-0220	1	PAINT - CUSTOM CAB, TWO TONE	\$3,104.00
A		80-C4-1020	1	PAINT CODE: JET BLACK FLNA 40421	\$0.00
D		80-E2-1620	1	STRIPE - SCOTCHLITE, 1-4-1 TRIPLE	(\$2,822.00)
A		80-E2-1820	1	STRIPE - SCOTCHLITE, 1-6-1 TRIPLE	\$3,465.00
C			1	STRIPE COLOR: BLACK REFLECTIVE	\$0.00
A		80-E8-3020	1	STRIPING - FRONT BUMPER, REFLECTIVE CHEVRON	\$1,068.00
C			1	FRONT BUMPER CHEVRON COLOR: RED/BLACK	\$0.00

**CHANGE ORDER REQUEST**

C	80-G2-0220	1	LETTERING -- MATCH H7075	(\$1,097.00)
A	80-H2-1020	1	SIGN - "KEEP BACK 500 FEET" - B1 DOOR	\$237.00
D	90-H8-0420	1	HOSE (2) FLEXIBLE SUCTION	(\$1,549.00)
D	90-K2-1220	1	STRAINER - 6" BARREL	(\$394.00)
A	96-C2-0220	1	WHEEL CHOCS (2) - FOLDING ZIAMATIC	\$1,026.00
A	SPECIAL	1	ADMINISTRATION FEE	\$750.00

CHANGE NOT VALID UNLESS SIGNED BY  
BUSINESS UNIT (BU) VICE PRESIDENT /  
GENERAL MANAGER OR APPOINTED  
APPROVER

Total Changes: \$64,900.00  
Adjusted Contract Price: \$714,900.00

Dealer / Sales Representative	Date
Customer	Date
BU Vice President / General Manager or Designated Approver	Date

Department: Sales	P72-3-F1	Vehicle Specification Change Order
Original Issue Date: 11/01/2022		

**FIRE MASTER FIRE EQUIPMENT,****2049 E DIVISION ST  
SPRINGFIELD MO 65803**

www.firemaster.com

(417) 865-8713  
(800) 641-4724  
Fax: (417) 865-2174**Quote**

Name / Address

CITY OF WEST PLAINS  
PO BOX 710  
WEST PLAINS MO. 65775

Please find enclosed pricing information you requested.

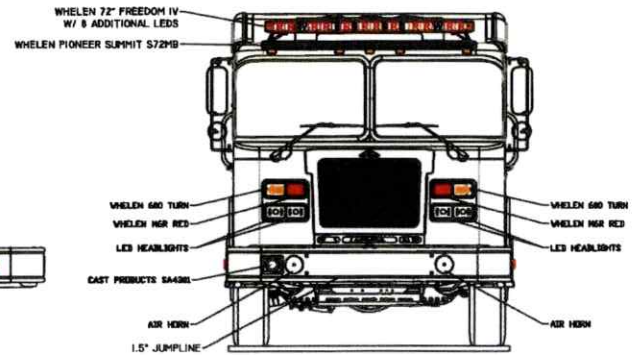
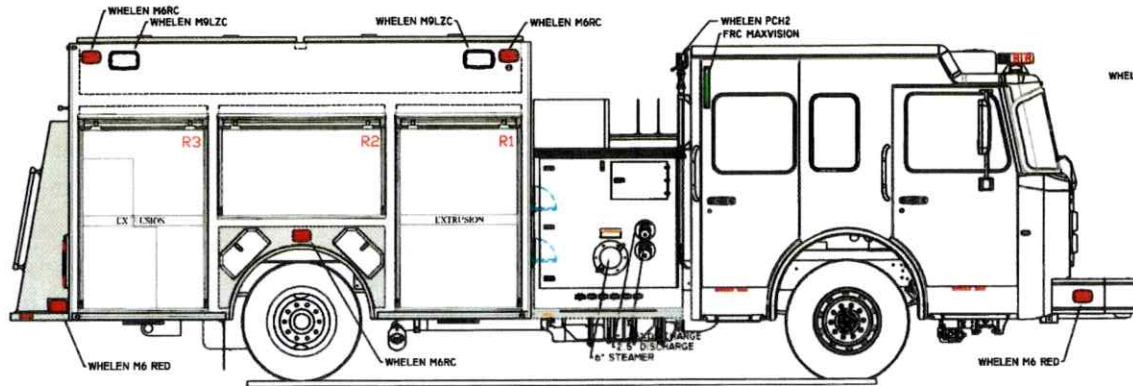
Date 3/26/2024

Qty	Item	Description	Price Each	Total
1	SPSALE	GENESIS C240-SL3 NXTGEN EFORCE CUTTER (TOOL AND ONE (1) BATTERY) ART.110.215.1	11,660.00	11,660.00
1	SPSALE	GENESIS S54-SL3 EFORCE 28" SPREADER (TOOL AND ONE (1) BATTERY) ART.109.173.5	13,082.00	13,082.00
1	SPSALE	GENESIS 22-54 TELESCOPIC RAM EFORCE (TOOL AND ONE (1) BATTERY) ART.107.834.2	10,219.00	10,219.00
1	SHIPPING	SHIPPING & DELIVERY TO BE DETERMINED AT TIME OF ORDER	0.00	0.00

Thank you for letting Fire Master Fire Equipment, Inc. assist you in this matter, if you have any further questions feel free to give us a call.

Sincerely,

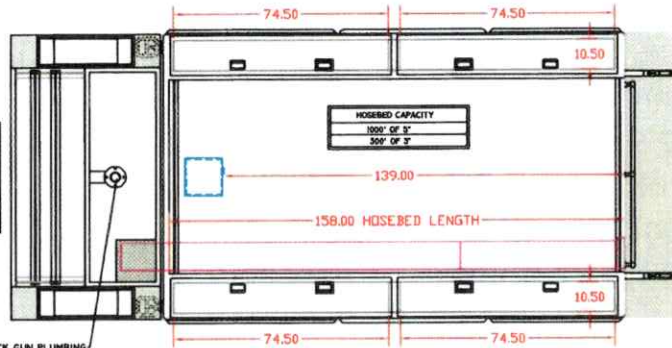
Chris Thompson  
Sales Representative  
Fire Master Fire Equipment, Inc.**Total** \$34,961.00



**CUSTOMER APPROVAL**

NAME: *[Signature]*  
 BY: *[Signature]*  
 TITLE: *[Signature]*  
 DATE: 02-15-2013

THIS IS A SIGNATURE APPROVAL OF A SPECIFIC APPROVAL. IN THE EVENT OF A DEFECTIVE SERVICE, THIS APPROVAL DOES NOT COVER THE ENTIRE VEHICLE. APPROVAL IS FOR CUSTOMER USE ONLY. THIS DOCUMENT MAY NOT BE REPRODUCED OR COPIED.



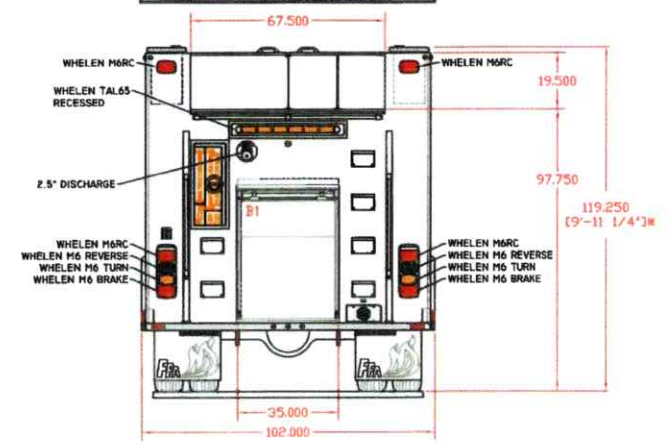
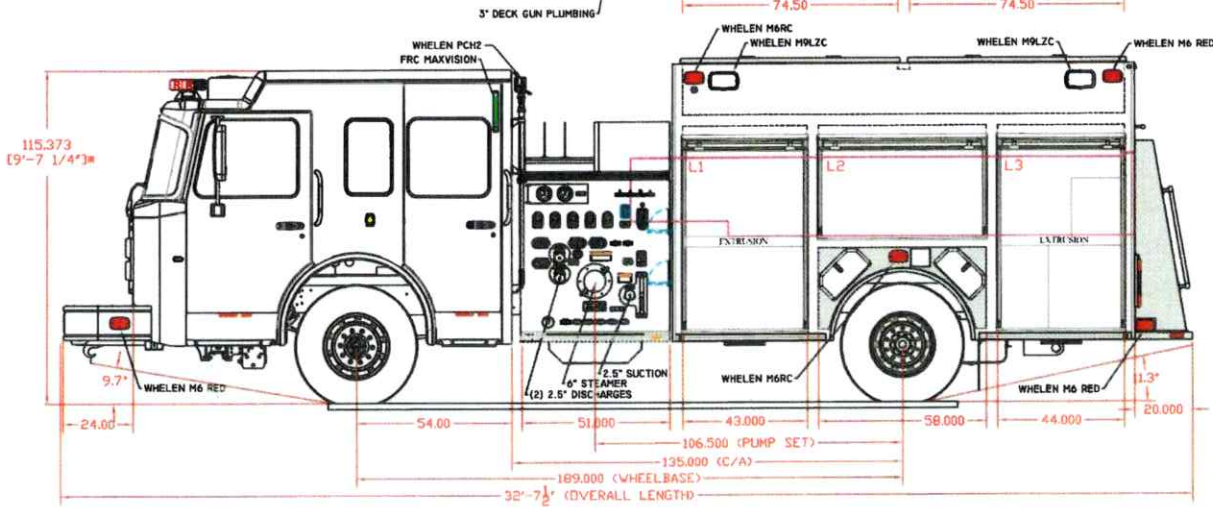
**FIRE MASTER FIRE EQUIPMENT, INC.**

**OKLAHOMA DEMO  
 JOB NO.: H7249**

**1500 GPM WATEROUS CSU PUMP  
 1000 GALLON WATER TANK**

COMPT.	OPENING	INTERIOR
L1	40.000 X 61.000	43.000 X 70.000 X 28.000
L2	58.000 X 29.000	58.000 X 28.000 X 15.000
L3	41.000 X 61.000	44.000 X 70.000 X 28.000
R1	40.000 X 61.000	43.000 X 70.000 X 28.000
R2	58.000 X 29.000	58.000 X 28.000 X 15.000
R3	41.000 X 61.000	44.000 X 70.000 X 28.000
B1	37.000 X 40.000	38.000 X 40.000 X 18.000

IF A COMPARTMENT IS NOT SHOWN, IT IS ASSUMED TO BE THE SAME AS THE ONE SHOWN ABOVE. ALL DIMENSIONS ARE IN INCHES. ALL DIMENSIONS ARE TO THE CENTERLINE UNLESS OTHERWISE NOTED. DIMENSIONS ARE TO THE CENTERLINE UNLESS OTHERWISE NOTED.



**4-18-23 PRECON (MW)**

\*HEIGHT COULD VARY +/- 2" BASED ON LOADING OF VEHICLE



## ACCEPTANCE OF SHOP ORDER AND APPROVAL DRAWINGS

We appreciate your order for a Ferrara apparatus. In order to confirm our mutual understanding of the vehicle we will be building for you; we ask that you carefully review the enclosed shop order and approval drawings. If these documents meet with your approval, we ask that you initial at the bottom of each page of the shop order, sign the approval drawings and this acceptance form and return each set of the original documents to Eric Adams within 14 days of receipt. We also suggest that you retain a copy of each set of documents for your files.

The approval drawings and shop order are the plans and instructions we will use to build your vehicle and to ensure that it is built to your specific criteria. As your vehicle moves through our production process, these documents will be used for all inspections and quality assurance. Any modifications or changes you wish to make to your vehicle after acceptance by you of the shop order and approval drawings must be accompanied by a written change order request that we provide. The change order request will be reviewed by engineering for approval. These change orders must be acknowledged and approved by both parties and will supersede any previously issued specifications and approval drawings with regards to the changed items only. Each change order issued after acceptance of these shop order and approval drawings will result in an administrative change order fee of \$150 per change order in addition to the price of the items changed. Major body changes will not be allowed after the unit has entered the construction process.

If you have any questions with regard to the enclosed documents, please contact your sales representative. We appreciate your business and look forward to providing you with the best built apparatus in the industry.

Ferrara Truck Number: H7249

Department/Customer: Fire Master FC94 Retail Unit (Oklahoma)

Signature: \_\_\_\_\_

Printed Name: Chris Thompson

Title: Territorial Manager

Date: 05-15-2023



Shop Order

FMFE Demo 2023-1 (Oklahoma Demo)

Fire Master Fire Equipment, Inc.  
 Christopher B. Thompson  
 2049 East Division Street  
 Springfield, Missouri 65803  
 417-865-8713  
 417-865-2174  
 chris@firemaster.com

**Exp. Date:** 02/23/2023    **Create Date:** 01/24/2023    **Rev. Date:** 05/03/2023  
**Quote No:** FMFERetailAR-0001  
**Job/Order No:** H7249  
**PUMPER:** FMP-35-100 Custom Pumper - Extruded / Modular  
**LEGALS:** FFA-00-300 Legals - Pumpers (1022V1)  
**CHASS-CUSM:** FCH-30-100 Chassis - Custom Tilt Cab  
**CHASS-MODS:** FCM-70-100 Chassis Modifications - Spartan Chassis  
**PUMP-ENC:** FPE-20-100 Pump Enclosure - Side Mount  
**BODY:** FBP-33-200 Body - Extruded Pumper (500-1250 Gallons)  
**BODY-CMNT:** FBC-30-100 Body Components - Pumpers  
**ELE-CMPNT:** FEC-30-200 Elec. Components - Pumper Custom  
**PAINT:** FPC-10-200 Paint - Extruded Bodies  
**WRNTY-MNLS:** FWM-50-100 Warranty / Manuals - Pumpers Custom  
**EQUIPMENT:** FEP-30-100 Loose Equipment Pkg. - Pumper

05/03/2023

Page 1

PART NO	S	DESCRIPTION	QTY	ID
<b>== Legals - Pumpers (1022V1) - 1022.001 10/01/22 ==</b>				
00-06-0420		Payment Terms: Ferrara Standard	1	FE
00-12-0220		Single Source Manufacturer	1	FE
00-12-0420		Manufacturer - Virtual	1	FE
00-12-0620		<b>Principal Dimensions</b>	1	FE
<b>The apparatus shall have the following dimensions:</b>				
<b>Overall Length: 32' 7-1/2" (NOT TO EXCEED 32' 9-1/2")</b>				
<b>Overall Height: 9' 11-1/4" (NOT TO EXCEED 10')</b>				
<b>Wheelbase: 189"</b>				
<b>Cab to Axle: 135"</b>				
00-12-0820		Certified Welders	1	FE
00-14-0620		Drawings - Approval	1	FE
00-18-1020		Vehicle Transportation - Fire Department Supplied	1	FE
00-18-2020		Delivery Time - Pumpers / Tankers	1	FE
<b>The pumper / tanker apparatus will be delivered within 650 normal working</b>				

PART NO	S	DESCRIPTION	QTY	ID
		days after receipt of the signed off approval package.		
		The manufacturer will not be held liable for changes arising from its failure to make or delay in making delivery because of fire, flood, strike, riot, supply chain, work force shortages, accidents, acts of God or any circumstances beyond our control.		
00-18-2820		Vehicle Familiarization & Demonstration	1	FE
00-22-0220		Service Contacts	1	FE
00-22-0620		Company Service Vehicles	1	FE
00-22-0820		Replacement Parts	1	FE
		== Chassis - Custom Tilt Cab - 1022.001 10/01/22 ==		FE
00-A2-0220	U	CHASSIS - Spartan FC-94 MFD 10" RR	1	
		== Chassis Modifications - Spartan Chassis - 1022.001 10/01/22 ==		FE
10-H4-1830		Fire Pump Installation (Spartan Chassis Only)	1	FE
18-M2-0420		Camera/Video System - Fire Research inView360 SNB100-C00	1	FE
18-M2-0620		Monitor - 7" Color, Fire Research SNB1option-MH0	1	FE
		The monitor will be located in the left front cab corner.		
		<b>NFPA SAFETY SIGNS</b>		<b>FE</b>
18-P2-0220		Safety Signs - General Requirements	1	FE
18-P2-1820		Safety Sign - Cab Equipment Mounting, FAMA10	1	FE
18-P2-2420		Safety Sign - Cab Seating, FEMA14	1	FE
		This vehicle has a seating capacity of 6 personnel.		
18-P2-2620		Safety Signs - Helmet Worn in Cab, FAMA15	1	FE
18-P2-4020		Safety Signs - Intake/Discharge Cap Pressure, FAMA18	1	FE
18-P2-4220		Safety Signs - Hose Restraint Required, FAMA22	1	FE
18-P2-4420		Safety Signs - Climbing Method Instruction, FAMA23	1	FE
18-P2-4620		Safety Signs - Riding on Exterior, FAMA24	1	FE
18-P2-4820		Safety Sign - Pump Training, FAMA25	1	FE
18-P2-6020		Safety Signs - No-Step, FAMA26	1	FE
18-P6-0220		Plate - Fluid Capacity	1	FE
18-P6-0420		Plate - Overall Height / Length / Weight	1	FE
		== Pump Enclosure - Side Mount - 1022.001 10/01/22 ==		FE
20-A2-0220		Pump Module - Side Mounted Extruded / Modular	1	FE
20-A4-2220		Separate Pump Module - Extruded / Modular	1	FE
20-A4-4020		Trim - Dunnage Area, Tread Plate	1	FE
20-C4-0220		Pump Panels - Black Anodized Aluminum	1	FE
20-C6-1020		Pump Panel - Fully Hinged, Right Side	1	FE
20-C6-2020		Access Panel - Front Pump Module w/Door	1	FE
20-D6-0220		Light - Left Side Pump Panel, LED Strip	1	FE
20-D6-1220		Light - Right Side Pump Panel, LED Strip	1	FE
20-D8-0620		Light - Pump Compartment, LED	1	FE
20-F4-0420		Running Boards - Aluminum Tread Plate, Left & Right Side	1	FE
20-F4-2220		Hose Trays (2) - Running Boards, Left & Right Side	1	FE
20-F4-2820		Hose Tray Mounting - Floating/Drop In Style w/45-Degree Bottom Corners	1	FE

PART NO	S	DESCRIPTION	QTY	ID
20-H4-0820		Switch - Air Horn, Pump Panel	1	FE
20-J2-0220		Gauges - Master Suction / Pressure, 4-1/2" White Face	1	FE
20-J4-1620		Pressure Governor - FRC Pump Boss PBA500-D10	1	FE
20-J4-4020		Return Line - Fill Subsurface	1	FE
20-J6-0220		Gauges - 2-1/2" Pressure, White Face	1	FE
20-J6-6220		Gauge Bezels - Color Coded	1	FE
20-M4-0220		Tags - Pump Panel, Color Coded (Metal)	1	FE
		<b>PUMP / COMPONENTS / ACCESSORIES</b>		FE
22-A4-0820		Pump System - 1250-2000 GPM Single Stage, Waterous CSU	1	FE
22-F4-0220		Packing Glands - Waterous	1	FE
22-F4-1420		Flame Plated Impeller Hub - Waterous	1	FE
22-J8-1020		Primer - Automatic Air w/Lift Gauge, Trident 31.011.0 (1250+ GPM)	1	FE
22-P2-0220		Valve - Master Pump Drain	1	FE
22-P2-1220		Valve - Individual Drain, 3/4" 1/4 Turn	1	FE
22-R2-0420		Pump Test Points - Waterous Pumps	1	FE
22-R2-1820		Certification - Pump, 1500 GPM Pump	1	FE
22-R4-0420		Plate - Pump Test Certification	1	FE
24-A2-1620		Steamer Inlets - 6" w/Long Handle Cap, Left & Right Side	1	FE
24-J8-0420		Valve - Intake Relief	1	FE
24-R2-0420		Tank-To-Pump - 3" Valve w/Push-Pull Control	1	FE
24-S6-0820		Tank Fill - 2" Valve w/Push-Pull Control	1	FE
24-T2-0420		Cooler - Engine, 1/2" Line w/ 1/4 Turn Valve	1	FE
24-T2-0620		Cooler - Pump, 3/8" Line w/ 1/4 Turn Valve	1	FE
24-W2-0220		Plumbing - Stainless Steel	1	FE
24-W4-0220		Plumbing Finish - Natural	1	FE
26-A2-0820		Apparatus Valves - Akron Brass 8800 Series / Waterous	1	FE
26-D2-0420		Suction - Left Side, 2-1/2" Valve w/Swing Control at Valve	1	FE
28-00-0100		DISCHARGE OUTLETS - SIDE MOUNT	1	FE
28-00-0220		All 2-1/2" Side Discharge Outlets Terminate 30-Degree Elbows	1	FE
28-A4-0620		Discharge - Front Bumper in Hose Well (Center Compartment)	1	FE
28-A8-0220		Discharge - Front Bumper, 2" Valve w/Push Pull Control	1	FE
28-D4-0420		Crosslays (2) - Double Lay, 2" Valve w/Push Pull Control	1	FE
28-D6-2020		Crosslay - Double Lay, 2-1/2" Valve w/Push Pull Control	1	FE
28-D8-0820		Cover - Hypalon w/End Flaps, Crosslays	1	FE
28-D8-2220		End Flaps - Hypalon w/Snaps, Crosslays	1	FE
28-D8-6020		Cover/End Flaps Color: Red	1	FE
28-H8-0420		Discharges (2) - Left Side, 2-1/2" Valve w/Push-Pull Control	1	FE
28-K4-0220		Discharge - Right Side, 2-1/2" Valve w/Push-Pull Control	1	FE
28-K4-4020		Discharge - Right Side, 3" Valve w/Push Pull Control	1	FE
28-Q2-0220		Discharge - Deck Gun, 3" Valve w/Push Pull Control	1	FE
28-V2-1020		Discharge - Left Rear, 2-1/2" Valve w/Push-Pull Control	1	FE
28-V8-8020		Elbow - 2-1/2 FNST x 2-1/2" MNST Chrome 30 Degree, Trident 01.010.0	1	FE
		== Body - Extruded Pumper (500-1250 Gallons) - 1022.001 10/01/22		FE
		==		
		<b>WATER TANKS / COMPONENTS / ACCESSORIES</b>		FE
32-A2-4220		Water Tank - Polypropylene, 1000 Gallons	1	FE

PART NO	S	DESCRIPTION	QTY	ID
32-D8-0420		<b>Certification - NFPA Water Tank Size</b>	1	FE
34-A2-1220		<b>Gauge - Water Level, Tank Vision Pro WLA300-A00</b>	1	FE
34-B2-1420		<b>Lights (2) - Water Level, FRC MAXVISION WLA280-A00</b> <b>There will be one-(1) light mounted on each side of the apparatus on the cab extensions as high as possible.</b>  <b>The lights will be activated when the park brake is applied.</b>	1	FE
52-A2-0420		<b>Body - 102" Wide, Extruded Aluminum</b>	1	FE
52-A6-4020		<b>Body Sub Frame - Extruded Aluminum</b>	1	FE
52-A6-6220		<b>Body/Compartment Construction - 102" Wide Body</b>	1	FE
52-A8-0220		<b>Wheel Well Panels &amp; Fenders - Body, Aluminum Tread plate</b>	1	FE
52-A8-0620		<b>Fenderettes - Polished Stainless Steel</b>	1	FE
52-A8-1020		<b>Hose Bed - 67-1/2" Wide</b>	1	FE
52-D6-4420		<b>Compartments- Left Side, Rescue Style</b> <b>L1</b> <b>There shall be one-(1) left front compartment installed ahead of the rear axle. The interior dimensions will be approximately 43" wide x 70" high x 28" deep in the lower section and 15" deep in the upper.</b>  <b>L2</b> <b>There shall be one-(1) compartment installed above the wheel well. The interior dimensions will be approximately 58" wide x 38" high x 15" deep.</b>  <b>L3</b> <b>There shall be one-(1) left rear compartment installed behind the rear axle. The interior dimensions will be approximately 44" wide x 70" high x transverse in the lower section and 15" deep in the upper section.</b>	1	FE
52-H4-6420		<b>Compartments - Right Side, Rescue Style</b> <b>R1</b> <b>There will be one-(1) right front compartment installed ahead of the rear axle. The interior dimensions will be approximately 43" wide x 70" high x 28" deep.</b>  <b>R2</b> <b>There will be one-(1) compartment installed above the wheel well. The interior dimensions will be approximately 58" wide x 38" high x 28" deep.</b>  <b>R3</b> <b>There will be one-(1) right rear compartment installed behind the rear axle. The interior dimensions will be approximately 44" wide x 70" high x transverse in the lower section and 28" deep in the upper section.</b>	1	FE
52-J8-1020		<b>Compartment - Center Rear, Full Height</b> <b>B1</b>	1	FE

PART NO	S	DESCRIPTION	QTY	ID
		<b>There will be one-(1) compartment installed at the center rear of the apparatus. The compartment dimensions will be determined by engineering.</b>		
56-D8-0620		<b>Compartment Door - Roll Up, Satin Finish</b>	7	FE
58-A0-0220		<b>Rear Body Construction - Beavertails</b>	1	FE
58-E2-0620		<b>Compartments (4) - Roof Top Storage</b>	1	FE
60-A2-4820		<b>Vertical Load Test - Body</b>	1	FE
60-A2-8020		<b>Compartment - Full Depth, Per Compartment</b>	3	FE
		<b>The right side compartments will be full depth.</b>		
62-A2-4830		<b>Compartment - Pike Pole/Ladder Storage, Left Side Beside Tank</b>	1	FE
62-B2-1220		<b>Tubes (2) - Pike Pole Storage</b>	1	FE
		<b>The tubes will be located in the ladder compartment.</b>		
64-B2-0420		<b>Compartment - Wheel Well Double Air Bottle SIG4)</b>	4	FE
66-A2-0220		<b>Body Trim Package</b>	1	FE
66-A2-0620		<b>Body Trim - Vertical Handrails (2), Knurled Aluminum</b>	1	FE
66-A2-1420		<b>Body Trim - NO Rear Stanchions</b>	1	FE
66-A2-2420		<b>Fuel Fill - Recessed w/Door, Left Side</b>	1	FE
66-A2-4420		<b>Mud Flaps - Rear</b>	1	FE
66-A2-4620		<b>Rub Rail - Extruded Aluminum</b>	1	FE
66-A4-1440		<b>Step - 20" Rear, Aluminum Tread Plate</b>	1	FE
66-A4-4420		<b>Step - Chrome Folding, Front of Body</b>	4	FE
		<b>There will be two-(2) steps located on each side of the apparatus on the front compartment faces.</b>		
66-A4-6620		<b>Step - LED Lighted, Rear</b>	6	FE
66-A4-8820		<b>Tow Eyes (2) - Rear, Below Body</b>	1	FE
66-A6-2220		<b>Handrail - Below Hose Bed, Knurled Stainless Steel</b>	1	FE
66-A6-6420		<b>Handrail - Front of Body, 12" Knurled Stainless Steel</b>	2	FE
		<b>The handrails will be mounted at final inspection.</b>		
66-A8-1620		<b>Divider - Hose Bed, Pumper</b>	1	FE
66-A8-6220		<b>Cover - Aluminum w/End Flaps, Pumper/Tanker/MVP (2-Piece Design)</b>	1	FE
		<b>An open door indicator switch will be provided and wired the open door indicator system in the cab.</b>		
66-A8-6420		<b>End Flap - Hypalon w/Snaps, Hose Bed</b>	1	FE
66-A8-8020		<b>Cover/End Flap Color: Red</b>	1	FE
66-A8-8820		<b>Hose Bed Capacity</b>	1	FE
		<b>The hose bed shall have the capacity to hold the following:</b>		
		<b>No hose bed capacity was specified at the time of proposal completion. The overall height may increase due to the required hose load specified by the Fire Department.</b>		

PART NO	S	DESCRIPTION	QTY	ID
		<b>A safety sign FAMA22, which warns of the need to secure hose, shall be visible to personnel at the hose storage area.</b>		
		<b>== Body Components - Pumpers - 1022.001 10/01/22 ==</b>		<b>FE</b>
		<b>== Elec. Components - Pumper Custom - 1022.001 10/01/22 ==</b>		<b>FE</b>
		<b>***** ELECTRICAL / COMPONENTS / ACCESSORIES ****</b>		<b>FE</b>
70-A2-2020		Electrical System - Apparatus Body, E2020	1	FE
70-A2-4020		Electrical System - 12 Volt Testing	1	FE
70-A2-6020		12-Volt Wiring Protection - Split Loom	1	FE
70-A2-8020		EMI/RFI Protection	1	FE
		<b>AUDIBLE WARNING DEVICES</b>		<b>FE</b>
		<b>INTERIOR COMPARTMENT LIGHTING</b>		<b>FE</b>
70-E2-2220		<b>Light - Compartment, LED Strip</b>	14	<b>FE</b>
		<b>There will be two-(2) lights installed in each compartment.</b>		
70-H2-0220		Switch - Compartment Door Ajar Indicator	1	FE
72-G8-6220		<b>Zone A Upper Light Bar - 72" LED, Whelen Freedom IV F4N7QLED w/8 Additional LEDs</b>	1	<b>FE</b>
72-M8-4020		<b>Zone B/D Upper Body Side Front Lights (2) - Red w/Clear Lens M6 LED, Whelen M6RC</b>	1	<b>FE</b>
		<b>There will be one-(1) light installed on each side of the apparatus on the upper front corners of the body.</b>		
		<b>The bezels will be black in color.</b>		
72-P8-4020		<b>Zone B/D Upper Body Side Rear Lights (2) - Red w/Clear Lens M6 LED, Whelen M6RC</b>	1	<b>FE</b>
		<b>There will be one-(1) light installed on each side of the apparatus on the upper rear corners of the body.</b>		
		<b>The bezels will be black in color.</b>		
72-S6-4820		<b>Zone C Upper Outboard Lights (2) - Red w/Clear Lens M6 LED, Whelen M6RC</b>	1	<b>FE</b>
		<b>There will be one-(1) light installed on each side of the apparatus on the upper rear of the unit.</b>		
		<b>The bezels will be black in color.</b>		
74-D8-8220		<b>Zone B &amp; D Lower Midship (2) - Red w/Clear Lens M6 LED, Whelen M6RC</b>	1	<b>FE</b>
		<b>There will be one-(1) light located on each side of the apparatus in the body wheel well area.</b>		
		<b>The bezels will be black in color.</b>		
74-G8-8220		<b>Zone B &amp; D Lower Rear (2) - Red w/Clear Lens M6 LED, Whelen M6RC</b>	1	<b>FE</b>

PART NO	S	DESCRIPTION	QTY	ID
		There will be one-(1) light located on each side of the apparatus on the rear tailboard ends.		
		The bezels will be black in color.		
74-H8-2020		<b>Zone C Lower Lights (2) - Red w/Clear Lens M6 LED, Whelen M6RC</b>	1	FE
		There will be one-(1) light located on each side of the apparatus in the rear tail light housings.		
74-J4-0620		<b>Stop/Turn/Reverse Lights - LED, Whelen M6</b>	1	FE
74-J4-2620		<b>Housing - Rear Tail Light Assembly, M6FCV4</b>	1	FE
		The bezels will be sprayed with black F-Shield before installation.		
74-J8-1020		<b>Light - LED Rear Directional, Whelen TAL65</b>	1	FE
74-J9-0420		<b>Rear Directional Light Mounting - Recessed Mounted</b>	1	FE
		<b>12-VOLT APPARATUS LIGHTING / ACCESSORIES</b>		FE
74-L0-2220		Lights - LED Clearance and Marker	1	FE
74-L2-0420		<b>Light - LED Underbody</b>	6	FE
		The lights shall be 12" Luma Bar		
		Locations:		
		One (1) Below Compartment L1		
		One (1) Below Compartment L3		
		One (1) Below Compartment R1		
		One (1) Below Compartment R3		
		Two (2) Evenly Spaced Below the Rear of the Body		
74-L2-4020		Light - LED License	1	FE
74-L4-4420		<b>Fuse Block - 12-Volt 12-Place, Blue Sea 5026</b>	1	FE
		The fuse block will be located on the side of the engine tunnel behind the officer's seat.		
74-P2-2020		<b>Lights (2) - M9 LED Scene, Whelen M9LZC</b>	2	FE
		There will be two-(2) lights installed on each side of the apparatus on the upper front and rear corners of the body.		
		The lights will be ordered with black bezels.		
74-S2-0420		<b>Telescoping Light Locations - Back of Cab</b>	1	FE
74-S2-1620		<b>Light - 12 Volt 160 Watt LED Telescoping, Whelen Pioneer Plus PCH2</b>	2	FE
		The housings will be ordered black from Whelen.		
74-S8-0420		<b>Switch - Telescoping Light Activation, Pump Panel</b>	2	FE
74-U2-0001		<b>Switch - Hazard Light</b>	2	FE
		== Paint - Extruded Bodies - 1022.001 10/01/22 ==		FE

PART NO	S	DESCRIPTION	QTY	ID
80-C2-0230		<b>Paint - Body</b>	1	FE
80-C2-0420		<b>Paint Color/Code: Red FLNA 31979 (FFA Red 1)</b>	1	FE
80-D2-1220		Interior Compartment Finish - Natural	1	FE
80-D4-2020		<b>Paint - Rear Tail Light Bezels, "F-Shield"</b>	1	FE
80-E2-1620		<b>Stripe - Scotchlite, 1-4-1 Triple</b>	1	FE
80-E4-9620		<b>Striping Layout: Reverse Ribbon "Z" Design, Body Compartment Doors</b>	1	FE
80-E8-0220		Striping - Rear Body, Reflective Chevron	1	FE
80-E8-0620		Chevron Striping Colors: 3M Red & Lime Green	1	FE
80-E8-4020		Reflective Material - Designated Walking Surfaces	1	FE
80-G2-0220		Lettering - 3" Spun Gold w/Shade	1	FE
		<b>== Warranty / Manuals - Pumpers Custom - 1022.001 10/01/22 ==</b>		<b>FE</b>
98-A2-0420		Warranty - Body Material & Workmanship, 2-Year / 36,000 Miles (RFW0002)	1	FE
98-A4-0420		Warranty - Body Structure, 10-Year / 100,000 Miles (Aluminum - RFW0502)	1	FE
98-A6-0220		Warranty - Body Paint / Perforation, 10 Year (RFW0710)	1	FE
98-A8-6220		<b>Warranty - Waterous Pumps</b>	1	<b>FE</b>
98-A8-8020		Warranty - Plumbing System, 10-Year / 100,000 Miles (RFW0801)	1	FE
98-A8-8420		Warranty - Poly Water Tank, Lifetime	1	FE
98-B2-1820		Manuals - Apparatus Body & Components	1	FE
98-B2-2020		Manuals - Pump	1	FE
98-B2-2220		Safety Guide - FAMA	1	FE
98-B2-6620		Wiring Diagrams - Apparatus Body, Standard	1	FE
		<b>== Loose Equipment Pkg. - Pumper - 1022.001 10/01/22 ==</b>		<b>FE</b>
90-A2-0220		Equipment Package - NFPA 1901 2016, Fire Department Supplied	1	FE
		<b>The loose equipment as outlined in NFPA 1901, 2016 edition, section 5.9 thru 5.9.4 shall be provided by the fire department unless it is listed in this proposal. All loose equipment shall be installed on the apparatus before placed in emergency service, unless the Fire Department authorized agent signs the State of Exception as listed in the NFPA 1901 Standard for Automotive Fire Apparatus sections 4.21 thru 4.21.2.</b>		
90-C2-0420		Ladder - 10' Folding Attic, Alco-Lite FL-10	1	FE
90-C6-0420		Ladder - 14' Roof, Alco-Lite PRL-14	1	FE
90-D6-1020		Ladder - 24' 2-Section Extension, Alco-Lite PEL-24	1	FE
90-H8-0420		<b>Hose (2) - PVC Flexible Suction, Kocheck 10' x 6"</b>	1	<b>FE</b>
		<b>The suction hose will be shipped loose with the completed apparatus.</b>		
90-K2-1220		<b>Strainer - 6" NH Barrel, Kocheck BS60C</b>	1	<b>FE</b>
		<b>The strainer will be shipped loose with the completed apparatus.</b>		

Different Quote ID

QA4XFDXOV-02

H-7249

Missing Air Inlet Connection


***FC-94***

**Ferrara Fire Apparatus  
27855 James Chapel Road  
Holden, LA 70744**

**Prepared By : ERIC ADAMS  
800-443-9006  
eadams@revgroup.com**

**Prepared For : CHRIS THOMPSON  
FIRE MASTER FIRE EQUIPMENT, INC.  
OKLAHOMA RETAIL UNIT**

**Wednesday, May 3, 2023 8:32:38 AM CDT**



Prepared By ERIC ADAMS  
Quote Id : QA57FLFQH,Revision Level: 0

Phone : 800-443-9006  
Order Id:  
Lead Unit Order Id:

Prepared For CHRIS THOMPSON  
FIRE MASTER FIRE EQUIPMENT,  
INC.

Sales Order Number: QA57FLFQH  
Lead Sales Order Number:  
QA57FLFQH

## *Table of Contents*

---

Quotation .....	3
Weight Distribution .....	13
Seat Locations .....	14
Frame Dimensions .....	15
Turning Radius .....	16
Cab Glass .....	17

# Quotation

	Description	Qty.
<b>VEHICLE</b>		
<b>MODEL</b>	FC-94	1
<b>CUSTOMERS / OEMS</b>	Ferrara Fire Apparatus (11150)[1000016]	1
<b>MODEL YEAR</b>	Model Year - 2024	1
<b>COUNTRY OF SERVICE</b>	Country of Service United States Of America	1
<b>CAB AND CHASSIS LABELING LANGUAGE</b>	Cab and Chassis Labeling Language English	1
<b>APPARATUS TYPE</b>	Apparatus Type Pumper	1
<b>VEHICLE TYPE</b>	Vehicle Type Straight Truck	1
<b>VEHICLE ANGLE OF APPROACH PACKAGE</b>	Vehicle Angle of Approach NFPA Minimum 8.00 Degrees	1
<b>AXLE CONFIGURATION</b>	Axle Configuration 4x2 (Rear Axle Drive Only)	1
<b>GROSS AXLE WEIGHT RATINGS FRONT</b>	GAWR Front 20000#	1
<b>GROSS AXLE WEIGHT RATINGS REAR</b>	GAWR Rear 27000#	1
<b>PUMP PROVISION</b>	Pump Provision Driveline Midship, Pump Mode Prog w/Auto Park Brake "N"	1
<b>WATER &amp; FOAM TANK CAPACITY</b>	Water & Foam Tank Capacity 750 to 1250 Gallons	1
<b>CAB</b>		
<b>CAB STYLE</b>	Cab Style MFD 10" Raised Roof	1
<b>CAB FRONT FASCIA</b>	Cab Frt Fascia Classic w/Quad Headlight Bezels	1
<b>FRONT GRILLE</b>	Cab Frt Grille FC-94	1
<b>CAB UNDERCOAT</b>	Cab Undercoat	1
<b>CAB SIDE DRIP RAIL</b>	Cab Side Drip Rail	1
<b>CAB PAINT EXTERIOR</b>	Cab Paint Exterior Single Color	1
<b>CAB PAINT PROCESS/MANUFACTURER</b>	Cab Paint Process/Manufacturer Sikkens	1
<b>CAB PAINT PRIMARY/LOWER COLOR</b>	Cab Paint Primary/Lower Color Sikkens Red FLNA 31979	1
<b>CAB PAINT WARRANTY</b>	Cab Paint Warranty (1) Year RFW0701	1
<b>CAB PAINT INTERIOR</b>	Cab Paint Int Multi-tone Silver Gray	1
<b>CAB ENTRY DOORS</b>	Cab Entry Doors (4)	1
<b>CAB ENTRY DOOR TYPE</b>	Cab Entry Door Type Barrier Free w/Pollak Switches	1
<b>CAB INSULATION</b>	Cab Insulation Nonwoven Polyester Fiber	1
<b>CAB STRUCTURAL WARRANTY</b>	Cab Structural Warranty (5) Year RFW0601	1
<b>CAB TEST INFORMATION</b>	Cab Test Information Crash Test ECE-R29/SAE J2420/SAE J2422	1
<b>ELECTRICAL POWER DISTRIBUTION</b>		
<b>ELECTRICAL SYSTEM</b>	Elec System 12V DC Multiplex	1
<b>DATA RECORDING SYSTEM</b>	Data Recording Sys Vehicle Data Weldon MUX	1
<b>LOAD MANAGEMENT SYSTEM</b>	Load Management System Multiplex	1

Phone : 800-443-9006  
Order Id:  
Lead Unit Order Id:

Sales Order Number: QA57FLFQH  
Lead Sales Order Number:  
QA57FLFQH

<b>ACCESSORY POWER</b>	Accessory Pwr & Gnd Stud 40A Batt Dir & 15A Ign Sw & 225A Batt Dir OEM Conn	1
<b>EXTERIOR ELECTRICAL TERMINAL COATING</b>	Exterior Electrical Terminal Coating Spray On Plasti Dip	1
<b>ELECTRICAL SYSTEM WARRANTY</b>	Electrical System Warranty (2) Year RFW0202	1

## **ENGINE**

<b>ENGINE</b>	Engine Diesel 450HP Cummins L9 - EPA 2021	1
<b>CAB ENGINE TUNNEL</b>	Cab Engine Tunnel Small/Medium	1
<b>DIESEL PARTICULATE FILTER CONTROLS</b>	DPF Ctrl Regeneration Sw & Inhibit Sw	1
<b>ENGINE PROGRAMMING HIGH IDLE SPEED</b>	Engine Programming High Idle Speed 1250 RPM	1
<b>ENGINE HIGH IDLE CONTROL</b>	Engine High Idle Ctrl Manual and Automatic	1
<b>ENGINE PROGRAMMING ROAD SPEED GOVERNOR</b>	Engine Programming Road Speed Governor Enabled	1
<b>AUXILIARY ENGINE BRAKE</b>	Aux Engine Brake Compression Brake w/VG Turbo	1
<b>AUXILIARY ENGINE BRAKE CONTROL</b>	Aux Engine Brake Ctrl On/Off & Low/Med/High Sw Pnl	1
<b>ELECTRONIC ENGINE OIL LEVEL INDICATOR</b>	Elec Engine Oil Level Indicator	1
<b>FLUID FILLS</b>	Fluid Fills Under Cab	1
<b>ENGINE DRAIN PLUG</b>	Engine Drain Plug	1
<b>ENGINE WARRANTY</b>	Engine Warranty Cummins (5) Year/100,000 Miles	1
<b>REMOTE THROTTLE HARNESS</b>	Rmt Throttle Harness Cab Harness Only Shift Interlock	1
<b>ENGINE PROGRAMMING REMOTE THROTTLE</b>	Engine Program Rmt Throttle Off	1
<b>ENGINE PROGRAMMING IDLE SPEED</b>	Engine Programming Idle Speed 700 RPM	1

## **AIR INTAKE**

<b>ENGINE AIR INTAKE</b>	Engine Air Intake Filtration and Restriction w/Replaceable Element Abv Radiator	1
--------------------------	---	---

## **COOLING**

<b>ENGINE FAN DRIVE</b>	Engine Fan Drive Variable Speed Engaged in Pump Mode	1
<b>ENGINE COOLING SYSTEM</b>	Engine Cooling System Serial Flow w/Package Drop-Out Prov	1
<b>ENGINE COOLING SYSTEM PROTECTION</b>	Engine Cooling System Protection Light Duty Skid Plate	1
<b>ENGINE COOLANT</b>	Engine Coolant Extended Life	1
<b>ELECTRONIC COOLANT LEVEL INDICATOR</b>	Elec Low Coolant Level Indicator	1
<b>ENGINE PUMP HEAT EXCHANGER</b>	Engine Pump Heat Exchanger	1
<b>COOLANT HOSES</b>	Coolant Hoses Silicone	1
<b>ENGINE COOLANT OVERFLOW BOTTLE</b>	Engine Coolant Overflow Expansion Bottle	1

## **EXHAUST**

<b>ENGINE EXHAUST SYSTEM</b>	Eng Exhaust Sys Under Frm RH Single Module Aftertreatment Inboard	1
------------------------------	---	---

Prepared By ERIC ADAMS  
Quote Id : QA57FLFQH,Revision Level: 0

Phone : 800-443-9006  
Order Id:  
Lead Unit Order Id:

Prepared For CHRIS THOMPSON  
FIRE MASTER FIRE EQUIPMENT,  
INC.

Sales Order Number: QA57FLFQH  
Lead Sales Order Number:  
QA57FLFQH

<b>DIESEL EXHAUST FLUID TANK</b>	Diesel Exhaust Fluid Tank LH 6 Gal Fill Thru Rr Step	1
<b>ENGINE EXHAUST ACCESSORIES</b>	Engine Exhaust Acc Temp Mitigation	1
<b>ENGINE EXHAUST WRAP</b>	Engine Exhaust Wrap	1
<b>EMISSIONS SYSTEM WARRANTY</b>	Emissions System Warranty (5) Year/100,000 Miles RFW0140	1

## **TRANSMISSION**

<b>TRANSMISSION</b>	Transmission Allison 3000 EVS	1
<b>TRANSMISSION MODE PROGRAMMING</b>	Transmission Mode Programming 4th Startup/5th Mode	1
<b>TRANSMISSION FEATURE PROGRAMMING</b>	Transmission Feature Programming Allison Gen 5 & 6-E I/O Package 198/Pumper	1
<b>ELECTRONIC TRANSMISSION OIL LEVEL INDICATOR</b>	Elec Transmission Oil Level Indicator	1
<b>TRANSMISSION SHIFT SELECTOR</b>	Transmission GEN 5 & 6-E Shift Sel Key Pad/Push Button	1
<b>TRANSMISSION PRE-SELECT WITH AUXILIARY BRAKE</b>	2nd Gear Pre-Select	1
<b>TRANSMISSION COOLING SYSTEM</b>	Transmission Cooling System	1
<b>TRANSMISSION DRAIN PLUG</b>	Transmission Drain Plug	1
<b>TRANSMISSION WARRANTY</b>	Transmission Warranty Allison (5) Year	1

## **POWER TAKE OFF**

<b>PTO LOCATION</b>	PTO Location 8:00/4:00	1
---------------------	------------------------	---

## **DRIVELINE**

<b>DRIVELINE</b>	Driveline MSI 1710 w/Meritor U-Joints w/Thrust Washers	1
<b>MIDSHIP PUMP / GEARBOX</b>	Midship Pump Jackshaft Only	1
<b>MIDSHIP PUMP / GEARBOX MODEL</b>	Midship Pump/Gearbox Model Waterous CSUC20 Fwd	1
<b>MIDSHIP PUMP GEARBOX DROP</b>	Midship Driveline Pump Gearbox Drop Waterous "C"	1
<b>MIDSHIP PUMP RATIO</b>	Midship Pump Ratio 2.27:1	1
<b>MIDSHIP PUMP LOCATION C/L SUCTION TO C/L REAR AXLE</b>	Midship Pump Location C/L Suction to C/L Rear Axle 96.0"	1
<b>PUMP SHIFT CONTROLS</b>	Pump Shift Ctrl Air Ctrl Integrated Shifter Pod	1
<b>PUMP SHIFT CONTROL PLUMBING</b>	Pump Shift Control Plumbing Pre-Plumb Elec/Air	1

## **FUEL SYSTEMS**

<b>FUEL FILTER/WATER SEPARATOR</b>	Fuel Filter/Wtr Separator Fleetguard FS20121 w/Lt & Alarm	1
<b>FUEL LINES</b>	Fuel Lines Nylon	1
<b>ELECTRIC FUEL PRIMER</b>	Electric Fuel Primer Engine Sply Electric Lift Pump	1
<b>FUEL TANK</b>	Fuel Tank 50 Gallon	1
<b>FUEL TANK MATERIAL AND FINISH</b>	Fuel Tank Material Steel & Finish Painted Frame Components Color	1
<b>FUEL TANK STRAP MATERIAL AND FINISH</b>	Fuel Tank Strap Material Steel & Finish Painted Frame Components Color	1
<b>FUEL TANK FILL PORT</b>	Fuel Tank Fill Port LH Rwd/RH Mid	1
<b>FUEL TANK DRAIN PLUG</b>	Fuel Tank Drain Plug Magnetic	1

Prepared By ERIC ADAMS  
Quote Id : QA57FLFQH,Revision Level: 0

Phone : 800-443-9006  
Order Id:  
Lead Unit Order Id:

Prepared For CHRIS THOMPSON  
FIRE MASTER FIRE EQUIPMENT,  
INC.

Sales Order Number: QA57FLFQH  
Lead Sales Order Number:  
QA57FLFQH

### FRONT AXLE

FRONT AXLE	Frnt Axle Meritor MFS 20000# Beam	1
FRONT AXLE WARRANTY	Front Axle Warranty Meritor 2024	1
FRONT WHEEL BEARING LUBRICATION	Frnt Wheel Bearing Lube Oil	1

### FRONT SUSPENSION

FRONT SHOCK ABSORBERS	Frnt Shock Absorbers Bilstein	1
FRONT SUSPENSION	Frnt Suspension 10 Leaf 20000-21500#	1

### STEERING

STEERING COLUMN/WHEEL	Steering Column/Wheel Tilt/Telescopic 18" 2 Spoke	1
ELECTRONIC POWER STEERING FLUID LEVEL INDICATOR	Elec Power Steering Fluid Level Indicator	1
POWER STEERING PUMP	Power Steering Pump TRW w/Passive Cooler	1
FRONT AXLE CRAMP ANGLE	Front Axle Cramp Angle 48L/44R Degrees	1
POWER STEERING GEAR	Power Steering Gear TRW TAS 65 w/Assist	1
CHASSIS ALIGNMENT	Chassis Alignment	1

### REAR AXLE

REAR AXLE	Rear Axle 27000# Meritor RS-25-160	1
REAR AXLE DIFFERENTIAL LUBRICATION	Rear Axle Differential Lubrication Oil	1
REAR AXLE WARRANTY	Rear Axle Warranty Meritor 2024	1
REAR WHEEL BEARING LUBRICATION	Rear Wheel Bearing Lubrication Oil	1
VEHICLE TOP SPEED	Vehicle Top Speed 68 MPH	1
REAR AXLE EXTERNAL VENT	Rear Axle External Vent OEM Housing Breather	1

### REAR SUSPENSION

REAR SUSPENSION	Rear Susp Reyco 79KB Spring 21000-31500# Conventional	1
-----------------	---	---

### TIRES

TIRE INTERMITTENT SERVICE RATING	Tire Intermittent Service Ratings Acceptable	1
FRONT TIRE	Frnt Tire 385/65R 22.5 Michelin X Multi HL Z	2
REAR TIRE	Rear Tire 12R 22.5 Michelin XDN2	4
REAR AXLE RATIO	Rear Axle Ratio 5.13	1
TIRE PRESSURE INDICATOR	Tire Pressure Ind Frt & Rr LED	1

### WHEELS

FRONT WHEEL	Frnt Wheel Alcoa 22.5 x 12.25 Alum	2
REAR WHEEL	Rr Whl Alcoa 22.5 x 8.25 Alum	4

## **BRAKES**

<b>BRAKE SYSTEM</b>	Brake System ABS/ATC/ESC Sgl Axle	1
<b>FRONT BRAKES</b>	Frt Brakes Meritor EX225 Disc 17"	1
<b>REAR BRAKES</b>	Rr Brakes S-Cam Drum 16.5" x 8.6" Cast Iron Shoe	1
<b>PARK BRAKE</b>	Prk Brake Rr Wheels Only	1
<b>PARK BRAKE CONTROL</b>	Prk Brake Ctrl LH Tunnel Mnt, Integrated w/Shift Pod, Adjacent To Trans Shifter	1
<b>REAR BRAKE SLACK ADJUSTERS</b>	Rr Brake Slack Adjusters Meritor	1
<b>AIR DRYER</b>	Air Dryer Wabco System Saver 1200 Bhd RH Step	1
<b>FRONT BRAKE CHAMBERS</b>	Frt Brake Chambers MGM Type 24 Long Stroke	1
<b>REAR BRAKE CHAMBERS</b>	Rr Brake Chambers TSE 30/36 Long Stroke	1

## **AIR SUPPLY SYSTEMS**

<b>AIR COMPRESSOR</b>	Air Compressor Wabco SS318 18.7 CFM	1
<b>AIR GOVERNOR</b>	Air Governor Mnt on Air Dryer Bracket	1
<b>MOISTURE EJECTORS</b>	Moisture Ejectors Manual	1
<b>AIR SUPPLY LINES</b>	Air Sply Lines Nylon w/PTC Fittings	1

## **FRAME**

<b>WHEELBASE</b>	Wheelbase 189.0"	1
<b>REAR OVERHANG</b>	Rear Overhang 49.0"	1
<b>FRAME</b>	Frame Double Channel 35.00" Width	1
<b>FRAME PAINT</b>	Frame Paint Powder Coat Black	1
<b>FRAME ASSEMBLY STRUCTURAL WARRANTY</b>	Frame Assembly Structural Warranty (5) Year RFW0301	1
<b>FRAME RAIL CORROSION WARRANTY</b>	Frame Rail Corrosion Warranty (3) Year RFW0311	1
<b>FRAME COMPONENTS CORROSION WARRANTY</b>	Frame Components Corrosion Warranty (1) Year RFW0313	1

## **BUMPER**

<b>FRONT BUMPER</b>	Frt Bumper Stainless Steel Flat	1
<b>FRONT BUMPER EXTENSION LENGTH</b>	Frt Bumper Extension Length 24"	1
<b>FRONT BUMPER APRON</b>	Frt Bumper Apron For 24" Extension	1
<b>FRONT BUMPER COMPARTMENT CENTER</b>	Frt Bumper Cmpt Ctr w/Cover	1
<b>FRONT BUMPER COMPARTMENT COVER HARDWARE</b>	Frt Bumper Cmpt Cover Hardware Gas Cylinder/D-Ring	1
<b>AIR HORN</b>	Air Horn (2) 21" Round Hadley E-Tone	1
<b>AIR HORN LOCATION</b>	Air Horn Location (2) Frt Bmpr Face R/L IB	1
<b>AIR HORN RESERVOIR</b>	Air Horn Reservoir (1) 1200 Cu In	1
<b>ELECTRONIC SIREN SPEAKER</b>	Elect Siren Speaker 100W Cast Products SA4301	1
<b>ELECTRONIC SIREN SPEAKER LOCATION</b>	Elec Siren Speaker Location Frt Bmpr Face RH OB	1
<b>FRONT BUMPER TOW HOOKS</b>	Frt Bumper Tow Hooks Painted Side Rwd	1

## CAB TILT

CAB TILT SYSTEM	Cab Tilt System	1
CAB TILT CONTROL RECEPTACLE	Cab Tilt Ctrl Receptacle Temp	1
CAB TILT LOCK DOWN INDICATOR	Cab Tilt Lock Down Indicator	1

## CAB GLASS

CAB WINDSHIELD	Cab Windshield	1
GLASS FRONT DOOR	Glass Frt Dr Pwr	1
GLASS TINT FRONT DOOR	Glass Tint Frt Dr Automotive Green	1
GLASS REAR DOOR RIGHT HAND	Glass Rr Dr RH Pwr	1
GLASS TINT REAR DOOR RIGHT HAND	Glass Tint Rr Door RH Automotive Green	1
GLASS REAR DOOR LEFT HAND	Glass Rr Dr LH Pwr	1
GLASS TINT REAR DOOR LEFT HAND	Glass Tint Rr Door LH Automotive Green	1
GLASS SIDE MID RIGHT HAND	Glass Side Mid RH Fxd 16"W x 26"H	1
GLASS TINT SIDE MID RIGHT HAND	Glass Tint Side Mid RH Automotive Green	1
GLASS SIDE MID LEFT HAND	Glass Side Mid LH Fxd 16"W x 26"H	1
GLASS TINT SIDE MID LEFT HAND	Glass Tint Side Mid LH Automotive Green	1

## CLIMATE CONTROL

CLIMATE CONTROL	Climate Ctrl Htr Defroster Frt Ovrhd/Htr A/C Tunnel Mnt	1
CLIMATE CONTROL DRAIN	Climate Control Drain Gravity	1
CLIMATE CONTROL ACTIVATION	Climate Ctrl Actv Device Mnt Ovrhd/Device Mnt Tunnel	1
A/C CONDENSER LOCATION	A/C Condenser Location Roof Mnt Fwd Ctr	1
A/C COMPRESSOR	A/C Compressor Large Capacity	1
UNDER CAB INSULATION	Under Cab Insulation Engine Tunnel	1

## CAB INTERIOR

INTERIOR TRIM FLOOR	Interior Trim Floor	1
INTERIOR TRIM	Interior Trim Vinyl	1
REAR WALL INTERIOR TRIM	Rear Wall Interior Trim Vinyl	1
HEADER TRIM	Header Trim XDuty	1
TRIM CENTER DASH	Trim Center Dash XDuty	1
TRIM LEFT HAND DASH	Trim LH Dash XDuty	1
TRIM RIGHT HAND DASH	Trim RH Dash XDuty Glove Cmpt/MDT Prov	1
ENGINE TUNNEL TRIM	Eng Tnl Trim Flr Mat	1
POWER POINT DASH MOUNT	Pwr Pnt Dash Mnt Batt Dir (1) Sw Pnl/(1) Dual USB Blue Sea 4.8A Batt Dir Sw Pnl	1
STEP TRIM	Step Trim Grip Strut Lwr Flex-Tred Mid	1
UNDER CAB ACCESS DOOR	Under Cab Access Door Rear Step LH DA Sanded	1
INTERIOR DOOR TRIM	Interior Door Trim Painted	1
CAB DOOR TRIM REFLECTIVE	Cab Dr Trim Reflective Vert Stripe/6" Chevron w/Logo	1

Phone : 800-443-9006

Order Id:

Lead Unit Order Id:

Sales Order Number: QA57FLFQH

Lead Sales Order Number:

QA57FLFQH

<b>INTERIOR GRAB HANDLE "A" PILLAR</b>	Interior Grab Handle 'A' Pillar 11" Molded	1
<b>INTERIOR GRAB HANDLE FRONT DOOR</b>	Interior Grab Handle Frt Door Horiz 9"	1
<b>INTERIOR GRAB HANDLE REAR DOOR</b>	Int Grab Handle Rr Dr Alum Window Span 30" Black Powder Coat	1
<b>INTERIOR SOFT TRIM COLOR</b>	Interior Soft Trim Color Gray	1
<b>INTERIOR TRIM SUNVISOR</b>	Interior Trim Sunvisor Vinyl	1
<b>INTERIOR FLOOR MAT COLOR</b>	Interior Floor Mat Color Gray	1
<b>CAB PAINT INTERIOR DOOR TRIM</b>	Cab Paint Int Dr Trim Multi-tone Silver Gray	1
<b>HEADER TRIM INTERIOR PAINT</b>	Header Trim Interior Paint Multi-tone Silver Gray	1
<b>TRIM CENTER DASH INTERIOR PAINT</b>	Trim Center Dash Interior Paint Multi-tone Silver Gray	1
<b>TRIM LEFT HAND DASH INTERIOR PAINT</b>	Trim LH Dash Interior Paint Multi-tone Silver Gray	1
<b>TRIM RIGHT HAND DASH INTERIOR PAINT</b>	Trim RH Dash Interior Paint Multi-tone Silver Gray	1
<b>DASH PANEL GROUP</b>	Dash Pnl Group 3-Pnl	1
<b>SWITCHES CENTER PANEL</b>	Switches Ctr Pnl 12 Upr	1
<b>SWITCHES LEFT PANEL</b>	Switches Left Pnl 8 (6+2) w/Headlight/Dimmer/Wiper	1
<b>SWITCHES RIGHT PANEL</b>	Switches Right Pnl 0	1

### **CAB SEATS**

<b>SEAT BELT WARNING</b>	Seat Belt Warn Indv Seat Loc & LED Display w/VDR Weldon	1
<b>SEAT MATERIAL</b>	Seat Material Bostrom Durawear Plus	1
<b>SEAT COLOR</b>	Seat Color Gray/Red Seat Belts	1
<b>SEAT BACK LOGO</b>	Seat Back Logo FERRARA	6
<b>SEAT DRIVER</b>	Seat Driver Bostrom Firefighter 4-Way Air ABTS	1
<b>SEAT BACK DRIVER</b>	Seat Back Driver Non-SCBA ABTS	1
<b>SEAT MOUNTING DRIVER</b>	Seat Mounting Driver	1
<b>SEAT OFFICER</b>	Seat Officer Bostrom Firefighter Fixed 300 Series ABTS	1
<b>SEAT BACK OFFICER</b>	Seat Back Officer SCBA Bostrom SecureAll w/Quick-Adjust	1
<b>SEAT MOUNTING OFFICER</b>	Seat Mounting Officer	1
<b>SEAT BELT ORIENTATION CREW</b>	Seat Belt Orientation Crew Outboard Shoulder To Inboard Hip	1
<b>SEAT REAR FACING OUTER LOCATION</b>	Seat RFO Location (2) R/L	1
<b>SEAT CREW REAR FACING OUTER</b>	Seat Crew RFO Bostrom Firefighter Flip-Up 300 Series	2
<b>SEAT BACK REAR FACING OUTER</b>	Seat Back RFO SCBA Bostrom SecureAll w/Quick-Adjust	2
<b>SEAT MOUNTING REAR FACING OUTER</b>	Seat Mounting RFO Rwd 2"	1
<b>SEAT FORWARD FACING CENTER LOCATION</b>	Seat FFC Location (2) Ctr	1
<b>SEAT CREW FORWARD FACING CENTER</b>	Seat Crew FFC Bostrom Firefighter Flip-Up 300 Series	2
<b>SEAT BACK FORWARD FACING CENTER</b>	Seat Back FFC SCBA Bostrom SecureAll w/Quick-Adjust	2
<b>SEAT FRAME FORWARD FACING</b>	Seat Frm Fwd Fcg Risers	1
<b>SEAT MOUNTING FORWARD FACING CENTER</b>	Seat Mounting Forward Facing Center	1

Phone : 800-443-9006  
Order Id:  
Lead Unit Order Id:

Sales Order Number: QA57FLFQH  
Lead Sales Order Number:  
QA57FLFQH

## **CAB EXTERIOR**

<b>WINDSHIELD WIPER SYSTEM</b>	Windshield Wiper System	1
<b>ELECTRONIC WINDSHIELD FLUID LEVEL INDICATOR</b>	Electronic Windshield Fluid Level Indicator	1
<b>CAB DOOR HARDWARE</b>	Cab Door Hardware Black Composite	1
<b>DOOR LOCKS</b>	Door Locks Manual	1
<b>GRAB HANDLES</b>	Grab Handles SS 18"	1
<b>REARVIEW MIRRORS</b>	Mirror Aerodynamic Retractable 613305 Rmt Htd	1
<b>REARVIEW MIRROR HEAT SWITCH</b>	Rearview Mirror Heat Sw Pnl	1
<b>CAB FENDER</b>	Cab Fender Alum w/ABS Liner	1
<b>CAB EXTERIOR FRONT &amp; SIDE EMBLEMS</b>	Cab Ext Frt & Side Emblems Spartan Frt Only	1

## **START / CHARGING SYSTEMS**

<b>IGNITION</b>	Ign Mstr Rkr Sw w/Push-Button Start	1
<b>BATTERY</b>	Batt (3) Group 31 Harris	1
<b>BATTERY TRAY</b>	Batt Tray LH Steel	1
<b>BATTERY BOX COVER</b>	Batt Box Cover LH Steel w/Black Handle	1
<b>BATTERY CABLE</b>	Batt Cables w/Rmt Terminal Stud	1
<b>BATTERY JUMPER STUD</b>	Batt Jumper Stud Frt LH Lwr Step 8" Apart	1
<b>ALTERNATOR</b>	Alternator Leece-Neville 320A	1
<b>STARTER MOTOR</b>	Starter Motor Delco	1

## **LINE VOLTAGE ELECTRICAL POWER DISTRIBUTION**

<b>ELECTRICAL INLET LOCATION</b>	Elec Inlet Location LH Cab Side Mid	1
<b>ELECTRICAL INLET</b>	Elec Inlet 120V 20A Auto Eject	1
<b>ELECTRICAL INLET CONNECTION</b>	Elec Inlet Conn Prewire 120/240V Cable LH Frame	1
<b>ELECTRICAL INLET COLOR</b>	Elec Inlet Color Yellow	1

## **LIGHTING**

<b>HEADLIGHTS</b>	Headlights 4 Headlamps LED	1
<b>FRONT TURN SIGNALS</b>	Frt Turn Signals Whelen 600 LED	1
<b>HEADLIGHT LOCATION</b>	Headlights Below Frt Warn Lts	1
<b>SIDE TURN/MARKER LIGHTS</b>	Side Turn/Marker Lts LED Techniq S170	1
<b>MARKER &amp; ICC LIGHTS</b>	Marker & ICC Lts Face Mnt LED In Scene Lt	1
<b>HEADLIGHT AND MARKER LIGHT ACTIVATION</b>	Hdlt & Mrkr Lt Actv Rkr Sw/DRL Ign Sw	1
<b>INTERIOR OVERHEAD LIGHTS</b>	Interior Overhead Lts Red/Clear LED	1
<b>INTERIOR OVERHEAD LIGHTING ACTIVATION</b>	Int Ovrhd Lt Actv Resp Dr	1
<b>LIGHTBAR PROVISION</b>	Lightbar Prov Prewire Jct Box Customer Inst RH	1
<b>LIGHTBAR SWITCH</b>	Lightbar Sw Pnl	1
<b>FRONT SCENE LIGHTS</b>	Frt Scene Lts Whelen Pioneer Summit S72MB 12V LED 72" Black	1

Prepared By ERIC ADAMS  
Quote Id : QA57FLFQH,Revision Level: 0

Phone : 800-443-9006  
Order Id:  
Lead Unit Order Id:

Prepared For CHRIS THOMPSON  
FIRE MASTER FIRE EQUIPMENT,  
INC.

Sales Order Number: QA57FLFQH  
Lead Sales Order Number:  
QA57FLFQH

<b>FRONT SCENE LIGHT LOCATION</b>	Frnt Scene Lt Loc Ctr Brow Pos	1
<b>FRONT SCENE LIGHTS ACTIVATION</b>	Frnt Scene Lts Actv Rkr Sw Pnl (3) Sw Indv Circuit Scene/Spot/Flood Brow Lt	1
<b>GROUND LIGHTS</b>	Ground Lts Tecniq T44 LED	1
<b>GROUND LIGHTING ACTIVATION</b>	Ground Lt Actv Prk Brk	1
<b>LOWER CAB STEP LIGHTS</b>	Lwr Cab Step Lts Tecniq T44 LED	1
<b>INTERMEDIATE STEP LIGHTS</b>	Intermediate Step Lts Tecniq D06 LED Frt Drs	1
<b>ENGINE COMPARTMENT LIGHT</b>	Engine Cmpt Work Lt LED (1)	1

### **OPTICAL WARNING DEVICES**

<b>DO NOT MOVE APPARATUS LIGHT</b>	Do Not Move App Lt Flashing Red Tecniq K50 LED w/Alarm	1
<b>MASTER WARNING SWITCH</b>	Mstr Warn Sw Pnl	1
<b>INBOARD FRONT WARNING LIGHTS</b>	Inboard Frnt Warn Lts Whelen M6 LED Chrm Bezel	1
<b>INBOARD FRONT WARNING LIGHTS COLOR</b>	Inboard Frnt Warn Lts Color Red w/Clr Lens	1
<b>FRONT WARNING SWITCH</b>	Frnt Warn Sw Pnl	1
<b>INTERSECTION WARNING LIGHTS</b>	Intersection Warn Lts Whelen M6 LED	1
<b>INTERSECTION WARNING LIGHTS COLOR</b>	Int Warn Lts Color Red w/Clr Lens	1
<b>INTERSECTION WARNING LIGHTS LOCATION</b>	Intersection Warn Lts Location Bumper Tail Rwd	1
<b>SIDE AND INTERSECTION WARNING SWITCH</b>	Side & Intersection Warn Sw Pnl	1

### **AUDIBLE WARNING DEVICES**

<b>SIREN CONTROL HEAD</b>	Siren Ctrl Head Whelen 295HFS2	1
<b>STEERING WHEEL HORN BUTTON SELECTOR SWITCH</b>	Horn Btn Sel Sw Elec Horn/Air Horn	1
<b>AUDIBLE WARNING LH FOOT SWITCH</b>	Audible Warning LH Foot Switch Air Horn	1
<b>AIR HORN FOOT SWITCH LH</b>	Air Horn Foot Switch LH Linemaster 491-S	1
<b>AIR HORN FOOT SWITCH LH LOCATION</b>	Air Horn Foot Switch LH Location A-Pillar	1
<b>AIR HORN FOOT SWITCH LH POSITION</b>	Air Horn Foot Switch LH Position Inboard of Other Foot Switch	1
<b>AUDIBLE WARNING LH FOOT SWITCH BRACKET</b>	Audible Warn LH Ft Sw Double Brkt 30Deg TPlate	1
<b>AUDIBLE WARNING RH FOOT SWITCH</b>	Audible Warning RH Foot Switch Air Horn	1
<b>AIR HORN FOOT SWITCH RH</b>	Air Horn Foot Switch RH Linemaster 491-S	1
<b>AIR HORN FOOT SWITCH RH LOCATION</b>	Air Horn Foot Switch RH Location Temporary Firewall Inboard Coiled	1
<b>BACK-UP ALARM</b>	Back-Up Alarm Ecco 575	1

### **INSTRUMENTATION**

<b>INSTRUMENTATION</b>	Instrumentation Standard	1
<b>BACKLIGHTING COLOR</b>	Backlighting Color Red	1

Prepared By ERIC ADAMS  
Quote Id : QA57FLFQH,Revision Level: 0

Phone : 800-443-9006  
Order Id:  
Lead Unit Order Id:

Prepared For CHRIS THOMPSON  
FIRE MASTER FIRE EQUIPMENT,  
INC.

Sales Order Number: QA57FLFQH  
Lead Sales Order Number:  
QA57FLFQH

## **COMMUNICATIONS SYSTEMS**

---

<b>COMMUNICATION ANTENNA</b>	Comm Ant Base RH Fwd Cab Rf Chassis Sply	1
<b>COMMUNICATION ANTENNA CABLE ROUTING</b>	Comm Ant Cable Routing Under Rkr Sw Pnl	1
<b>PANEL LAYOUT</b>	Panel Layout	1

## **ADDITIONAL EQUIPMENT**

---

<b>CAB EXTERIOR PROTECTION</b>	Cab Exterior Protection Front	1
<b>FIRE EXTINGUISHER</b>	Fire Extinguisher Shiploose	1
<b>DOOR KEYS</b>	Door Keys for Manual Locks (4)	1

## **SALES ADMIN**

---

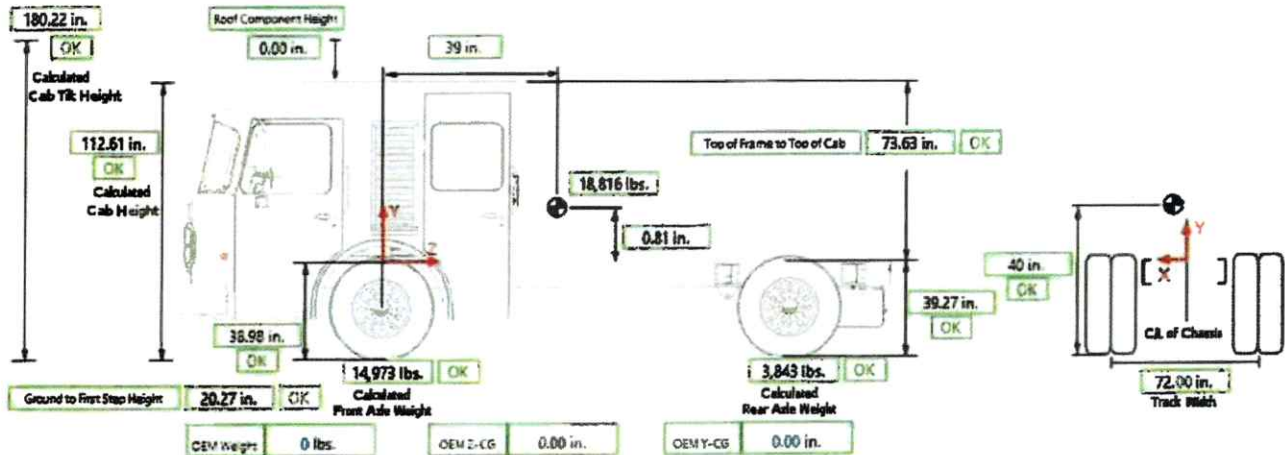
<b>WARRANTY</b>	Warranty Cab and Chassis (2) Year RFW0102 FC-94 Ext	1
<b>CHASSIS OPERATION MANUAL</b>	Chassis Operation Manual Digital Copy (2)	1
<b>ENGINE &amp; TRANSMISSION OPERATION MANUAL</b>	Eng & Trans Operation Man Eng Hard Copy/Trans Digital/Eng Owner Digital	1
<b>CAB/CHASSIS AS BUILT WIRING DIAGRAMS</b>	Cab/Chassis As Built Wiring Diagrams Digital Copy (2)	1
<b>CAB PAINT CONFIRMATION</b>	Cab Paint Confirmation - Sikkens - Single Color - Confirmation #1	1
<b>SALES TERMS</b>	Sales Terms	1

## **ENGINEERING**

---

<b>DRIVELINE LAYOUT CONFIRMATION</b>	Driveline Layout Confirmation Required	1
<b>EFCM/REAR CROSSMEMBERS</b>	End of Frame Cross Member 2.25" From EOF	1

# Weight Distribution



Values shown are estimates. OEM is responsible for final analysis of weights and any data used is intended to the end user.

- Assumptions:
- 1) Full fluids and fuel
  - 2) 250 lb occupant mass per seating position
  - 3) Does not include spares tires/wheels
  - 4) Frame Heights calculated with Suspenders Loaded @ 100% Front @ 100% Rear

Calculated Apparatus Weight      18,816 lbs.  
 Calculated Apparatus Z-CG      39 in.  
 Calculated Apparatus Y-CG      0.81 in.

**Note:**

The Y-CG value above is calculated from the top of the frame.  
 Apparatus refers to total combined value for cab and chassis and OEM inputs.


Prepared By ERIC ADAMS  
Quote Id : QA57FLFQH,Revision Level: 0

Phone : 800-443-9006  
Order Id:  
Lead Unit Order Id:

Prepared For CHRIS THOMPSON  
FIRE MASTER FIRE EQUIPMENT,  
INC.

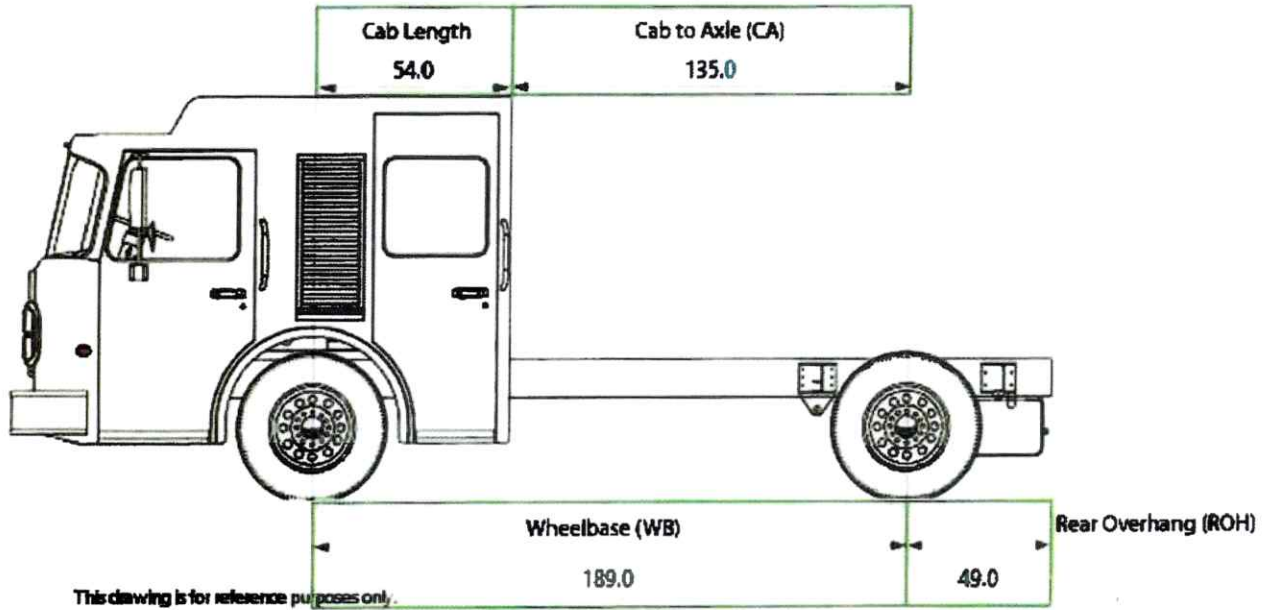
Sales Order Number: QA57FLFQH  
Lead Sales Order Number:  
QA57FLFQH

## *Seat Locations*

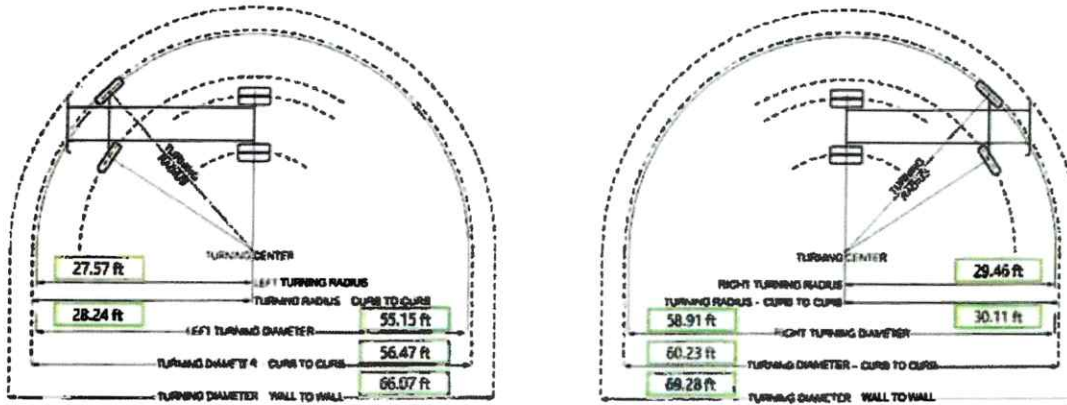


**This drawing is for reference purposes only.**

## Frame Dimensions



# Turning Radius



The turn radius is an estimate given for reference only. Real world results depend on tire type, speed, weight distribution, alignment, etc. to tolerance stackups, turn stop settings, etc. The chassis manufacturer makes no claim as to the accuracy of this tool.

End User Name	Fire Master Fire Equipment, Inc.
Chassis Model	0100-020 FC-94
Wheelbase	189.00 in
Bumper Extension	24.00 in
Bumper Width	99.00 in
Left hand outside tire turn angle	33.50 deg
Right hand outside tire turn angle	31.00 deg
Left hand Curb-to-Curb turning radius	28.24 ft, 8.61 m
Right hand Curb-to-Curb turning radius	30.11 ft, 9.18 m
Left hand Wall-to-Wall turning radius	33.03 ft, 10.07 m
Right hand Wall-to-Wall turning radius	34.64 ft, 10.56 m

Prepared By ERIC ADAMS  
Quote Id : QA57FLFQH,Revision Level: 0

Phone : 800-443-9006  
Order Id:  
Lead Unit Order Id:

Prepared For CHRIS THOMPSON  
FIRE MASTER FIRE EQUIPMENT,  
INC.

Sales Order Number: QA57FLFQH  
Lead Sales Order Number:  
QA57FLFQH

## Cab Glass

